




Project _____
 Part No. _____
 Quantity _____
 Date _____

Excellence in LED Lighting

www.axleninc.com

e-Solis™ LED Panel Light for High-Bay Applications

Efficacy > 130 lm/W



Improved "Supa-Lumen" Version

Instant Turn On/Off - No Warm Up

Elegant Low Profile Design

Efficient Edge Lit LED Architecture

Smooth Lighting Distribution

Directional or Diffuse Light Output

Proprietary Low-Glare Optical Films

Suspended or Embedded Applications

2' x 2' and 2' x 4' Versions

Suitable for Indoor Damp Locations

Key Panel Specifications ¹

Model ²	Input (VAC)	Wattage	Beam Angle	Output Lumens	Efficacy	CRI ³	CCT ⁴
AX-PL2-100W40K	100-277	94W	110°	11660 lm	125 lm/W	84	4000K (neutral)
AX-PL2-100W50K	100-277	94W	110°	12370 lm	131 lm/W	82	5000K (cool)
AX-PL2-100W40K-D	100-277	94W	50°	10240 lm	105 lm/W	85	4000K (neutral)
AX-PL2-100W50K-D	100-277	94W	50°	11060 lm	115 lm/W	82	5000K (cool)
AX-PL4-150W40K	100-277	144W	110°	19070 lm	133 lm/W	85	4000K (neutral)
AX-PL4-150W50K	100-277	145W	110°	19630 lm	135 lm/W	82	5000K (cool)
AX-PL4-150W40K-D	100-277	144W	50°	15330 lm	115 lm/W	85	4000K (neutral)
AX-PL4-150W50K-D	100-277	145W	50°	16750 lm	122 lm/W	82	5000K (cool)

1. Due to our continuous improvement program, all specifications are subject to change and Axlen reserves the right of final interpretation.

2. Directional output versions (-D), US patent pending, with a beam angle of 50° are also available for all AX-PL4- panels, please contact sales@axleninc.com.

3. CRI is the color rendering index.

4. CCT is the correlated color temperature. For other CCTs (3500K, 4500K, 5700K, etc), please contact sales@axleninc.com.

For more information, contact sales@axleninc.com

Features

- Replacement for metal halide and fluorescent fixtures in high-bay applications - low profile recess light
- Instant turn on/off - no warm up time
- Smooth diffuse light output with minimal glare
- Suspended or embedded application
- Integral power supply, power factor > 0.9 and drive for external smart lighting sensor
- Fully dimmable with 0-10V control input
- Optional intelligent control capability with CLEON remote accessory
- Energy savings of 50% or more
- Optional proprietary directional output with up to 50% more illuminance
- No UV or unwanted heat
- Mercury free and RoHS compliant
- Integral power supply, power factor > 0.9
- Warranty 5 years (Estimated L90 > 44,000hrs; L70 > 150,000hrs)
- Industry compliance - UL/cUL, FCC, CE, DLC Premium, CA Title 24, Lighting facts®, LM79, LM80 LEDs

Accessories

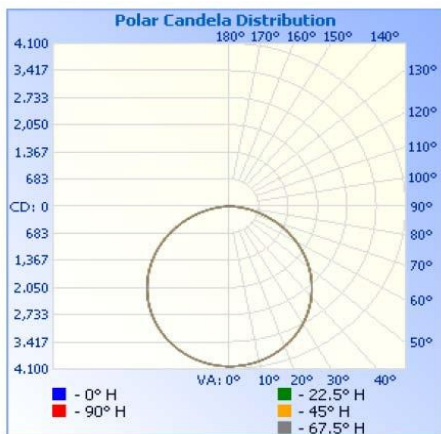
e-Solis suspension kits, SK-48, are available for suspended applications, please contact sales@axleninc.com for more details.

All e-Solis panels are plug and play compatible with the CLEON intelligent lighting control system and are available with an emergency backup option (-E version), please contact sales@axleninc.com for more details.

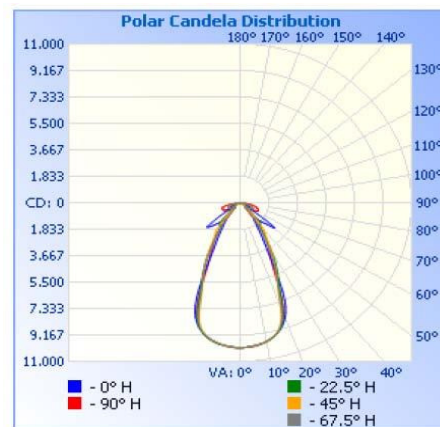
Lighting Distribution

The panel photometry is taken from an accredited testing laboratory in accordance with IESNA LM-79-08. Typical results are shown for AX-PL2-100W40K, AX-PL2-100W40K-D, AX-PL4-150W40K, and AX-PL4-150W40K-D (see www.axleninc.com for detailed photometric data).

AX-PL2-100W40K



AX-PL2-100W40K-D

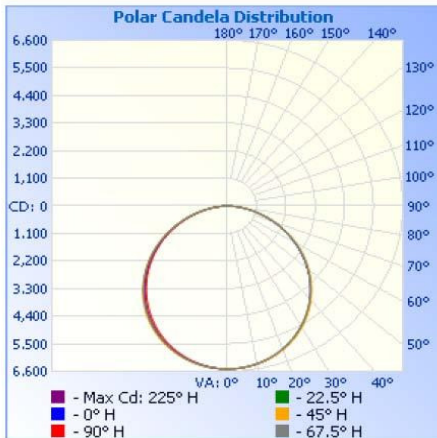


The Light facts® label is a registered trademark developed by DOE.

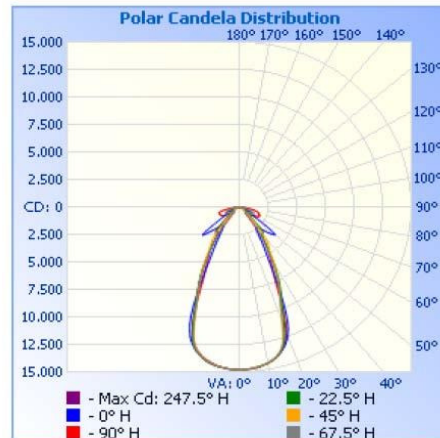
For more information, contact sales@axleninc.com

Lighting Distribution (cont)

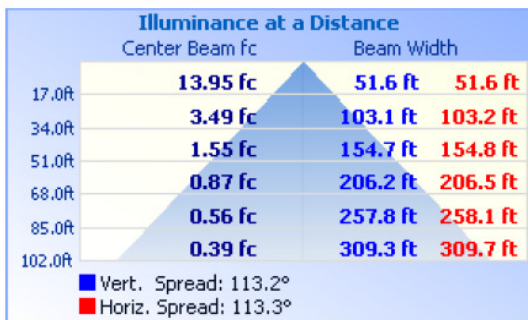
AX-PL4-150W40K



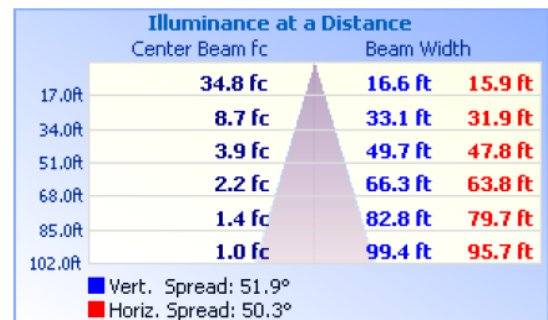
AX-PL4-150W40K-D



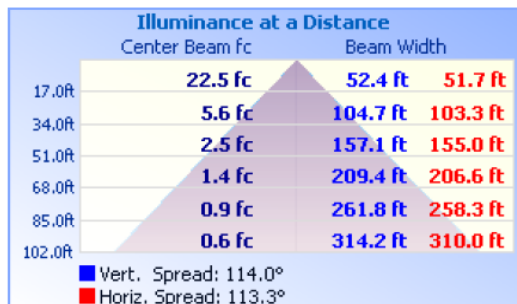
AX-PL2-100W40K



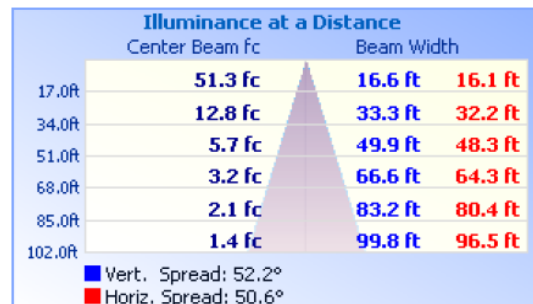
AX-PL2-100W40K-D



AX-PL4-150W40K



AX-PL4-150W40K-D

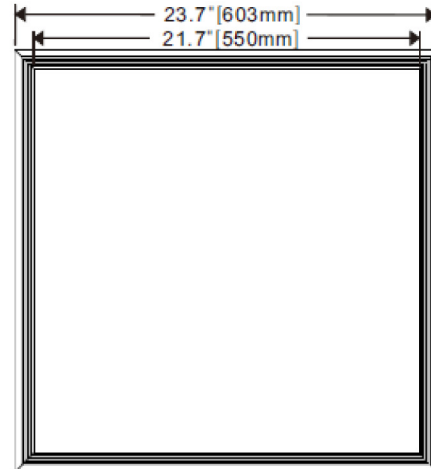


Physical Specifications

(Dimensions in inches/mm)

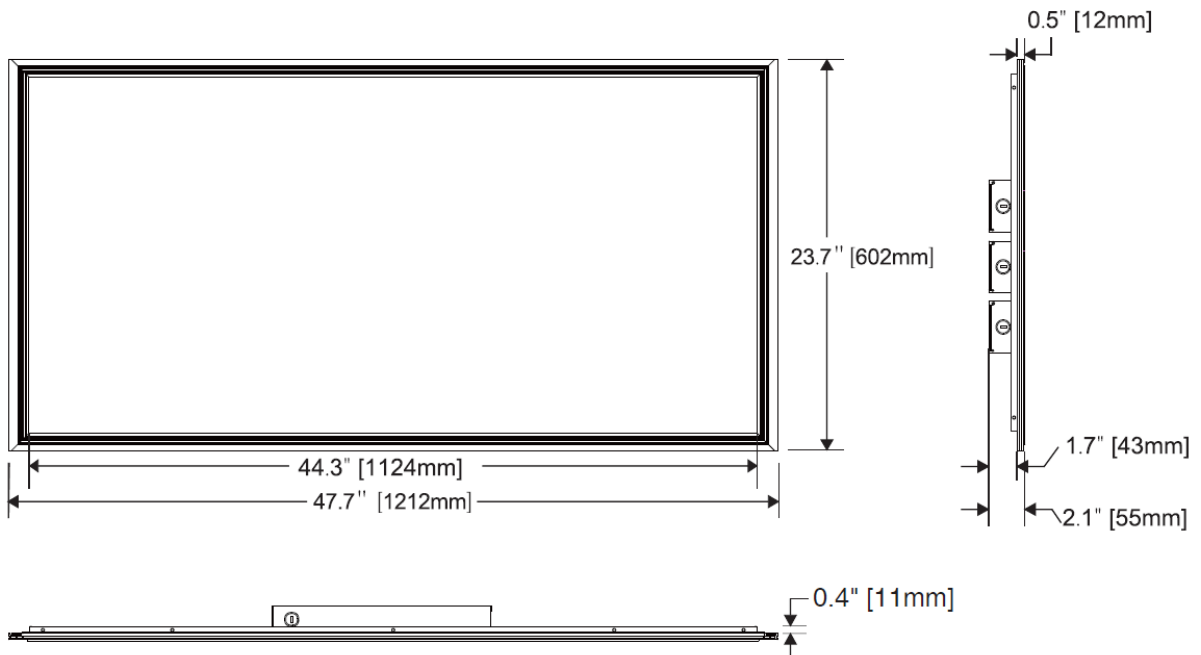
AX-PL2-100W panels

Panel Weight: 16.1lb/7.3kg



AX-PL4-150W panels

Panel Weight: 26.7lb/12.1kg



For more information, contact sales@axleninc.com